

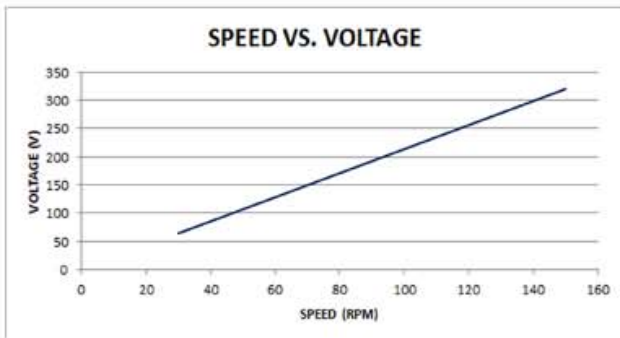
Model - EE-STD-2015-2-150-1
 Customized Voltage Possible

2 kW at 150 RPM

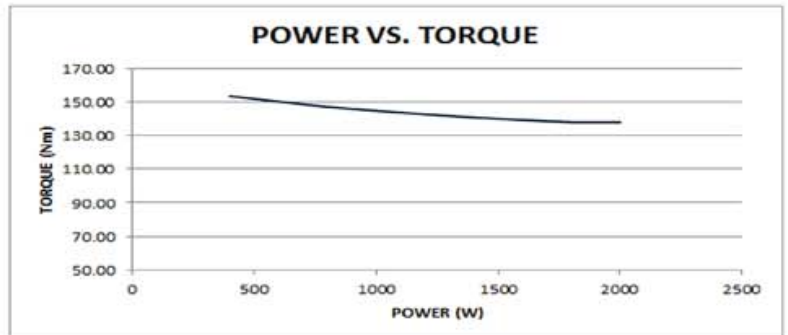
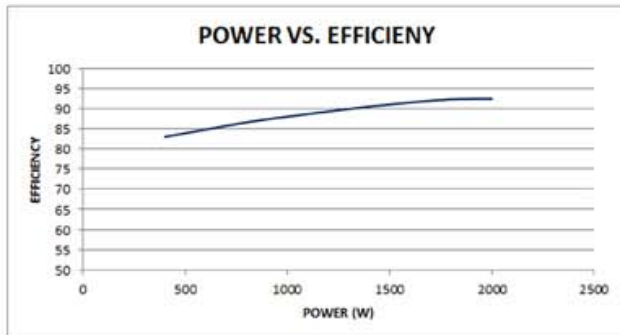
SPEED IN RPM	AC L-L VOLTAGE	AC CURRENT	POWER IN W	EFFICIENCY	TORQUE IN Nm	Frequency
30	64	3.6	400	83	153.40	5
45	96	3.6	600	85	150.15	8
60	128	3.6	800	87	147.03	10
75	160	3.6	1000	88	144.69	13
90	192	3.6	1200	89	142.58	15
105	224	3.6	1400	91	140.69	18
120	256	3.6	1600	92	139.15	20
135	288	3.6	1800	92	137.95	23
150	320	3.6	2000	92	137.80	25

Technical Specification	
Rated Power	2 kW
Rated RPM	150
Max RPM	700
Rated Current	3.6 Amps
Number of Poles	20
Weight (kg)	

Speed Curves



Power Curves



Customized Shafts Available
 Customized Mounting Holes
 Available in Aluminum & Steel

